



SCHACKER REALTY

12,797 sq. ft. of Industrial Space For Lease

1980 New Hwy, Farmingdale



Specifications:

Building Size: 50,000 sq. ft.
Office Space: 15%
Ceiling Height: 18.0'
Loading: 1 Dock(s), 1 Drive-in(s)
Power: 400 amps
A/C: Offices Only
Parking: Ample
Sewers: Yes

Pricing and Timing:

Occupancy: 6/1/2025
Lease Price: \$18.00/sq. ft. Gross

Suite A • 12,797 sf industrial space including 15% office space • About 2,000 sf of refrigeration and about 600 sf of frozen space might be available in space

For more information please contact: Schacker Realty 631-293-3700 info@schackerrealty.com

All information is subject to errors, omissions, modification, and withdrawal.

Measurements may be estimates and information shown should not be relied upon without independent verification.

This advertisement does not suggest that the broker has a listing or has done a transaction in this property or properties.



SCHACKER REALTY

1980 New Hwy, Farmingdale



For more information please contact: Schacker Realty 631-293-3700 info@schackerrealty.com

All information is subject to errors, omissions, modification, and withdrawal.

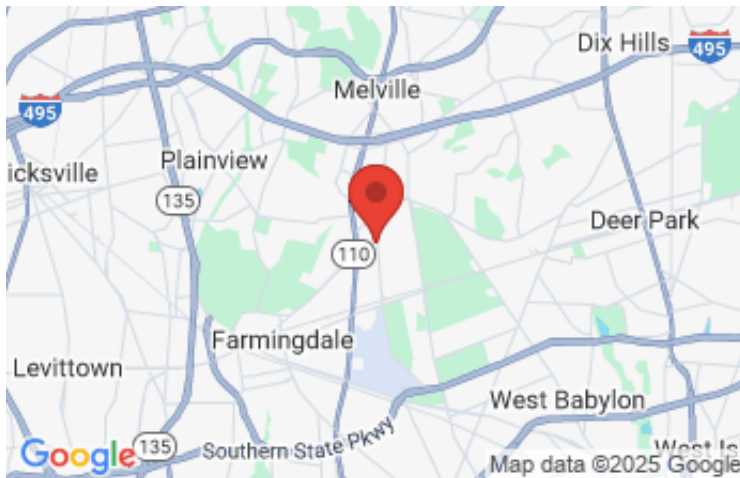


Measurements may be estimates and information shown should not be relied upon without independent verification.

This advertisement does not suggest that the broker has a listing or has done a transaction in this property or properties.



SCHACKER REALTY

1980 New Hwy, Farmingdale



For more information please contact: Schacker Realty 631-293-3700 info@schackerrealty.com

All information is subject to errors, omissions, modification, and withdrawal.
Measurements may be estimates and information shown should not be relied upon without independent verification.
This advertisement does not suggest that the broker has a listing or has done a transaction in this property or properties.